

Environment and Liveability Strategy 2017


ELS Refresh Project 2023

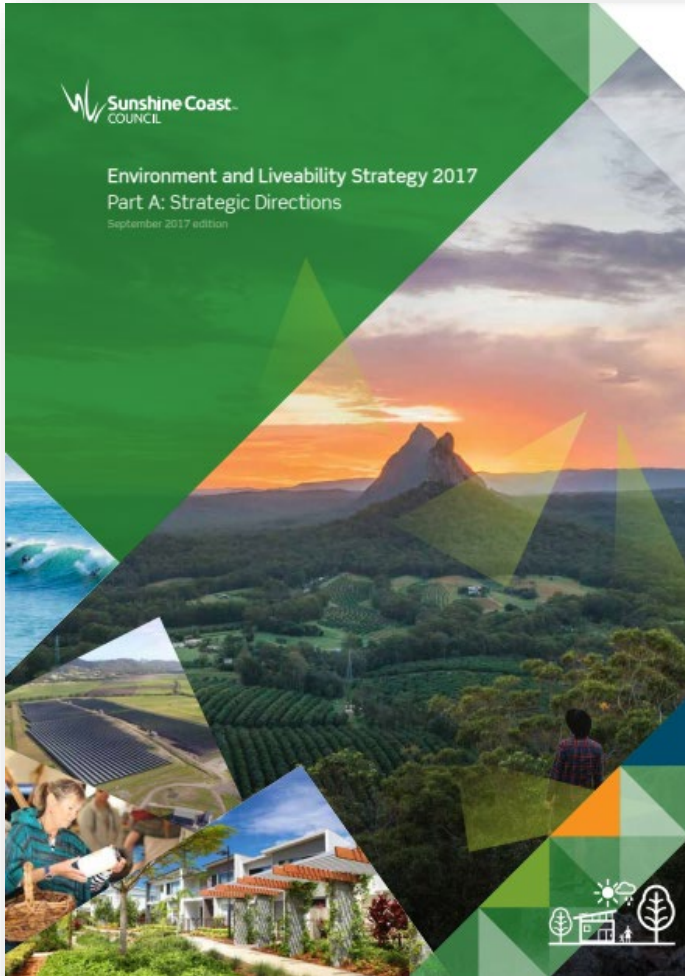


Environment and Liveability Strategy



Vision: Australia's most sustainable region:
Healthy. Smart. Creative.





*.....builds a pathway to a
healthy environment and liveable
Sunshine Coast in 2041*



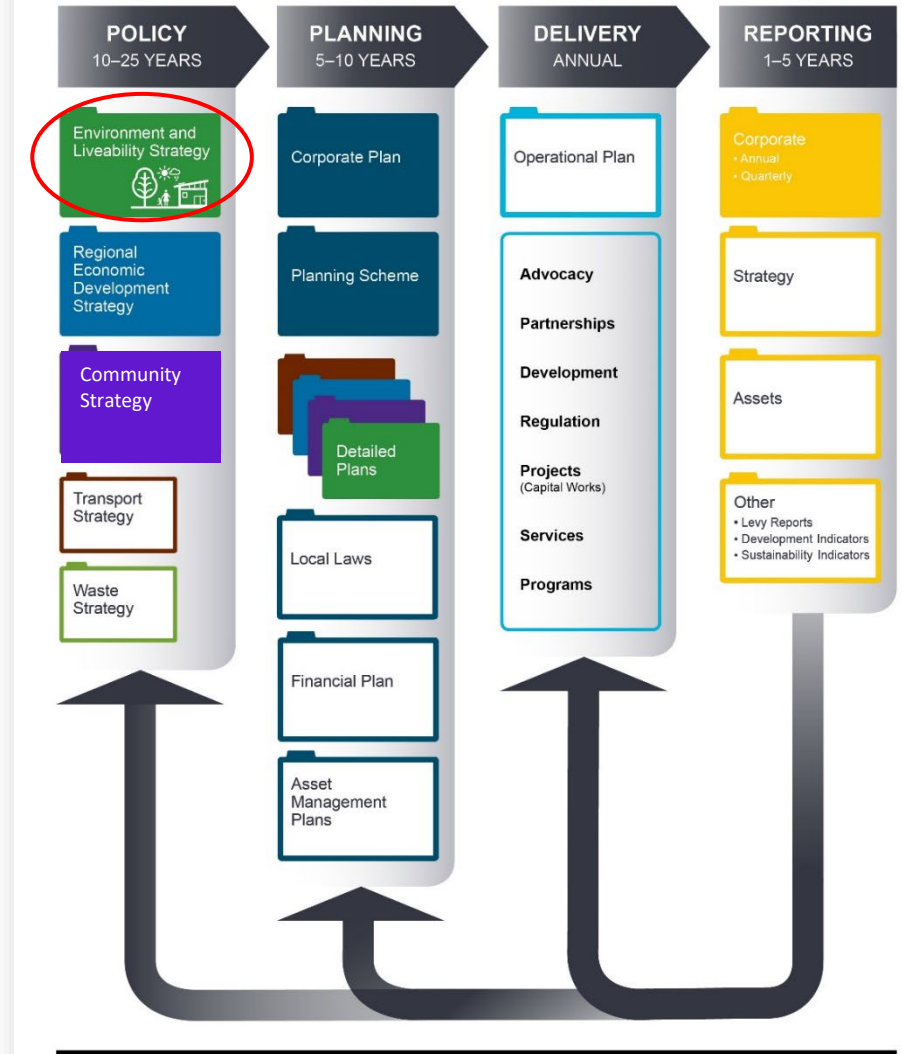
Policy Framework/Integration

The Environment and Liveability Strategy has been prepared to:

- Complement the other long-term strategies of Council
- Provide an integrated approach to respond to the challenges and opportunities facing the region

POLICY AND PLANNING CONTEXT

COMMONWEALTH AND STATE GOVERNMENT LEGISLATION AND POLICY



Policy Integration

Integrated structure – 3 interdependent sections



The Environment and Liveability Strategy is presented in three (3) parts:

- Strategic Directions (Part A)
- Five-year Implementation Plan (Part B) to guide resource allocation
- Network Plan (Part C) sets technical standards and specifications

Structural Integration





Changing Landscapes

Population Growth

	2016	2021
Population	303,400	346,648
Population forecast 2041	500,000	509,000
New Residents	8,000	8,000
Dwellings	127,000	148,646
Average visitor nights per year	8 million	3.6 million

Climate Change


2017	2023
<p>Studies indicate:</p> <ul style="list-style-type: none">- Increase in average temperatures- More extreme rainfall- Changes in frequency and magnitude of extreme events- Rising sea level	<ul style="list-style-type: none">- Global urgency- local climate emergency- Decade of urgency

Economic Growth

2017/18 estimate	2021/22	2033 Aspiration
A \$18.5 billion economy	A \$21.5 billion economy	A \$33 billion economy
High value industries provide 82,633+ employment opportunities	High value industries provide 89,536 employment opportunities	High value industries provide 100,000 employment opportunities
17.9% of goods and services produced for export outside the region	15.2% of goods and services produced for export outside the region	20% of goods and services produced for export outside the region
Household income levels 9.33% below the State average	Household income levels 4.7% below the State average	Regional household income levels to exceed Queensland household income levels

Technological Innovation

- Reduced reliance on fossil fuels
- Increased connectivity
- Design and construction of more sustainable buildings and home and reduction waste generation






SUNSHINE COAST
BIOSPHERE



Sunshine Coast Ecological Park



Blue Heart
SUNSHINE COAST



Regional
**Climate
Action
Roadmap**

Creating our climate ready future



Your Environment
Levy in action



ELS Refresh



**Independent
Review**

**Previous
Engagement
Feedback**

**External
Stakeholders**

**Internal
Stakeholder**

Council

Inform

ELS Refresh 2023



www.sunshinecoast.qld.gov.au

mail@sunshinecoast.qld.gov.au

T 07 5475 7272 **F** 07 5475 7277

Locked Bag 72 Sunshine Coast Mail Centre Qld 4560